



onthemovecaravans.com.au



ADVENTURE SERIES *On The Move*



CHASSIS

- | Automotive High Tensile Steel
- | Independent Wishbone Suspension
- | Air Bags + manual air control system
- | 10" Electric Brakes
- | D035 Off-Road Coupling
- | Off Road Stabiliser Legs
- | Heavy Duty Jockey Wheel
- | Dual Battery Boxes
- | Off-Road 265/75R16 tyres with alloy rims
- | Heavy Duty Tool Box with Stone Protection
- | Bikini Scrub Bars

CONSTRUCTION

- | Timberless 55mm Single Piece Roof
- | Timberless 30mm Single Piece Side Walls
- | 40mm Honeycomb Panel Floor
- | Dove Tail with Aluminium Lock & Block
- | Full Stainless Steel Fixings
- | Black High Strength Body Jacketing 900mm

EXTERNAL

- | 3 Point Locking Door With Security Screen
- | Flat Double Glazed RV Windows
- | Alloy Fold Out Step
- | Picnic Table x 2
- | Aussie Traveller Awning
- | Entrance Handle with Light
- | Black Aluminium Hatches
- | 700x500 Vented Skylight x2
- | Bathroom Vent
- | Compression Dust Reduction Hatch

PLUMBING

- | Thermostatic Valve
- | Outdoor Shower
- | Instant Continuous Hot Water
- | Fresh Water Tanks 200L
- | Grey Water Tank 100L
- | Low Pressure Water Inlet x 2
- | High Pressure Water Inlet
- | Gas Regulator & Bayonet
- | 4.5kg Gas Bottle x 2

ELECTRICAL

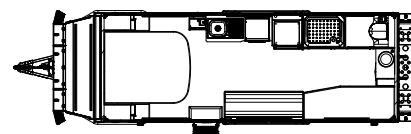
- | 200AH Lithium Battery
- | Projecta PM300 Control System BT
- | 2000W Inverter
- | DC/DC Additional Charger
- | 100W Solar Panel x 4
- | CMS Wiring & Connectors
- | Reading Lights
- | Down Lights
- | Mood Lighting upper/lower
- | Outdoor Lights
- | Ensuite Mirror Light
- | Entrance Step Light
- | Smoke Alarm
- | Anderson Plug

INTERNAL

- | Light Weight Plywood Furniture with Skin Touch Feel
- | Soft Close Drawers & Metal Runners
- | Splashback
- | Door Side Pocket & Coat Hooks
- | Door Head Protection
- | Leatherette Upholstery
- | Queen Memory Foam Mattress
- | Extendable Ribbed Bed Frame

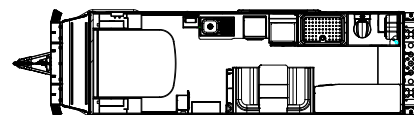
APPLIANCES

- | Dometic Harrier Lite A/C
- | Dometic 188L Compressor Fridge
- | Multifunction Convection Microwave 34L
- | Dometic Stove (Gas/Electric)
- | Wall Mounted Washing Machine
- | Water Heater (Instant)
- | Cassette Toilet
- | Range Hood
- | Reverse Camera
- | 24" Flat Screen TV
- | WiFi Booster
- | Stereo with Internal/External Speakers



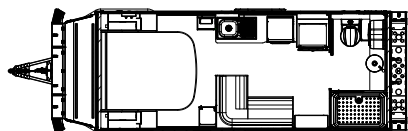
ADVENTURE 6.3 F

- | ATM: 3500kg
- | Sleeps: 5



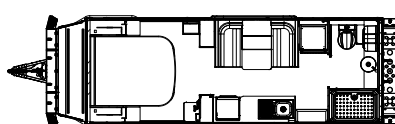
ADVENTURE 6.9 F

- | ATM: 3500kg
- | Sleeps: 5



ADVENTURE 5.5

- | ATM: 2860kg
- | Sleeps: 2



ADVENTURE 6.3

- | ATM: 3500kg
- | Sleeps: 2



ADVENTURE 7.2

- | ATM: 3500kg
- | Sleeps: 2